

产品特性/Product Features

- IP6K9K
- 600A 85°C长时间载流能力
- 12-750VDC
- 1000MΩ (1000VDC) , IEC60664-1
- PCB

触点参数 / Contact parameters

	1a
	≤0.5mΩ (at 600A)
	600A
	2×10 ⁵
	1000VDC
	3000A(320VDC)1
	600kW
1)	5×10 ⁴ 750VDC, 120A, 0.6s :5.4s
	1×10 ⁵ 800VDC,10A
	1×10 ⁴ 800VDC,100A
	2×10 ³ 750VDC,300A
	500 750VDC,600A
	5×10 ³ 750VDC,-100A
	1×10 ³ 750VDC,-300A
	300 750VDC,-600A
	1 800VDC,2500A
	100 1000VDC,600A
2)	600A:
	800A:20min
	1000A:5min
	3000A:4s
	8000A:10ms

1) 23°C, 0.05s:20s,

2) 85°C, 200 mm²,
3) 8000A 10ms

性能参数 / Performance parameters

		1000MΩ(1000VDC)
		3000VAC 1min
		3000VAC 1min
()		≤50ms
()		≤30ms
		196m/s ²
		490m/s ²
		10Hz ~ 500Hz 49m/s ²
		5% ~ 85%RH
		-40°C ~ 85°C
		M10
		1850g
		146mm×66.6mm×132.8mm

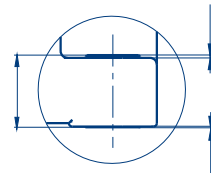
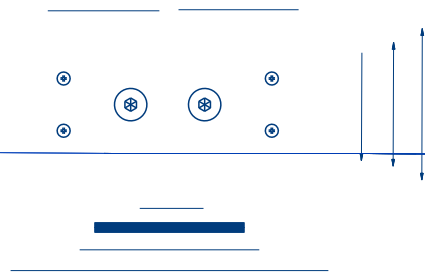
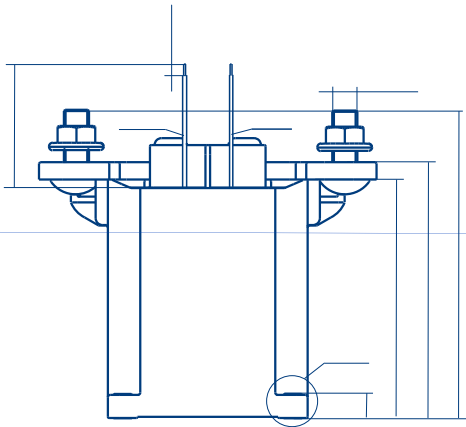
线圈参数 / Coil parameters

VDC	VDC	VDC	W
12	9	1-9	50(0.2s) 保持时: 10
24	≤18	2- 18	50(0.2s) 保持时: 10

-40°C ~ 85°C)

外形图、安装孔尺寸 / Outline drawing, mounting hole size

/Unit mm

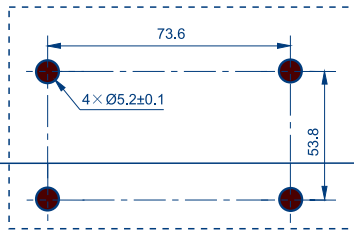


±0.5mm 50mm 10mm ±0.3mm
±0.8mm

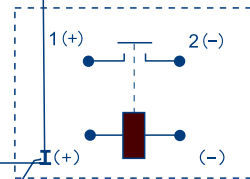
10 50 mm

安装孔尺寸 / 接线图 Mounting hole size/Wiring diagram

Mounting hole size

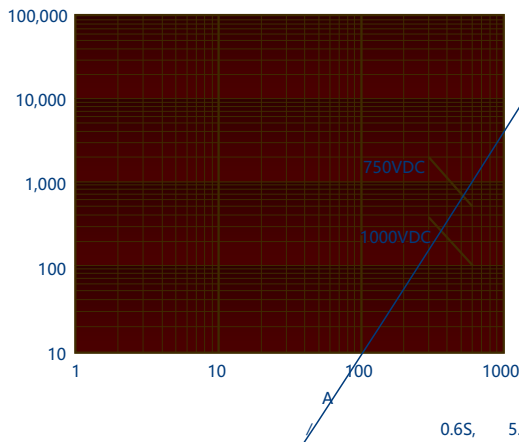


Wiring diagram

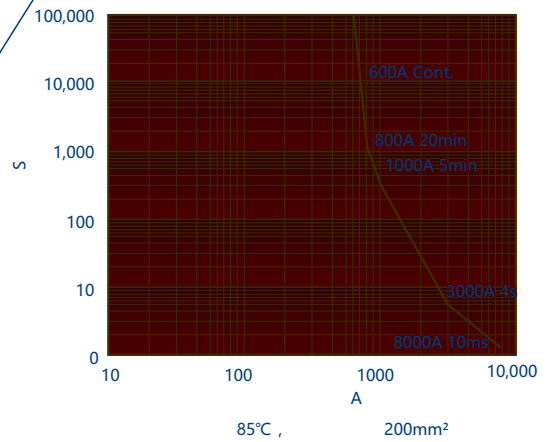


线圈引出形式 Coil take-up form

Electrical life curve



Tolerance curve



使用注意事项 Precautions for use

1 M5 3N-m ~ 4N-m;
20N-m ~ 25N-m。

M10	20N-m~25N-m	Ø10~Ø10.5mm	≥6mm	M5螺钉	3N-m~4N-m
-----	-------------	-------------	------	------	-----------

2 200mm²
3 0.2s 0.2s
4

声明/Statement:

- 1.
- 2.