



## 产品特性/Product Features

- 符合 IEC 60664-1 标准, IP6K9K
- 150A 85°C长时间载流能力
- 额定电压: 12-750VDC
- 绝缘电阻: 1000MΩ (1000VDC) , 符合 IEC 60664-1
- 支持 PWM
- 符合 IEC 60664-1
- 符合 IEC 60664-1

### 触点参数 / Contact parameters

		1a	
		≤0.5m (at 150A)	
		150A	
		2×10 <sup>5</sup>	
		450V型	750V型
		750VDC	750VDC
		1500A(320VDC)1	1500A(320VDC)1
		67.5kW	112.5kW
1)		5×10 <sup>5</sup> 450VDC, 150A	1×10 <sup>5</sup> 750VDC, 150A
		500 450VDC, -150A	500 750VDC, -150A
		1 320VDC, 1000A	1 320VDC, 1000A
2)		150A:	
		200A:10min	
		300A:1min	
		1000A:1s	
辅助触点	Ue	1NO	
		30VDC/125VAC	
		2A DC /3A AC	
		9V0.1A	

1) 23°C, 0.6s:5.4s,

2) 85°C, 50 mm², -

性能参数 / Performance parameters

( )	150VDC/100VDC
( )	300VAC 1min
( )	300VDC 1min
( )	150ms
( )	10ms
( )	196m/s <sup>2</sup>
( )	2000m/s <sup>2</sup>
( )	10Hz/500Hz 49m/s <sup>2</sup>
( )	5%~95%RH
( )	40°C~85°C
( )	400g

规格参数 / Coil parameters


9~24V	≥4.5	26W 3W
40°C~85°C		

订货标记示例

HFEVC	-	H	Y	150	/	750	-	12	-	C	N	SM	-	
1	2	3	4	5	6	7	8	9	10					
1	HFEVC													
2	T:													
3	F:													
4	150: 150V													
5	DC Blank: 450V    750: 750V													
6	12: DC 12V    24: DC24V    PWM: 9V~24V													
7	C:													
8	Blank:    N:													
9	Blank:    SM:													
10														

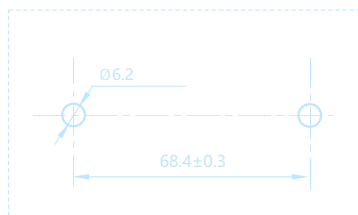
外形图 / 安装尺寸 / Outline drawing / mounting hole size

/Unit: mm

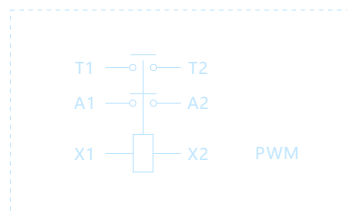


安装孔尺寸 / 接线图 Mounting hole size/Wiring diagram

Mounting hole size

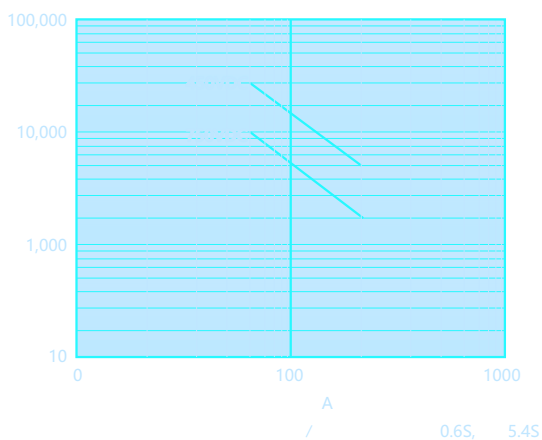


Wiring diagram

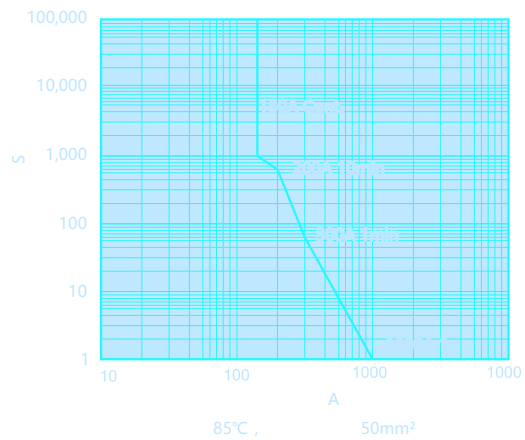


性能曲线图 Performance graph

Electrical life curve



Tolerance curve



使用注意事项 Precautions for use

1

M5螺钉 内螺纹	3N·m 4N·m	Ø5.0-Ø5.5	3mm	M5螺钉	3N·m~4N·m
M8	10N·m~12N·m	Ø8.0-Ø8.5	3mm		

2

50m

3

3mm



声明/Statement: